ELSAYAAD

Electrical Supplies Trading

Cables | Breakers | Panels | Transformers | Cable Trays



Electrical supplies for projects, factories and contractors

BUSINESS ADDRESS

18 Zakaria Ahmed Street, off Emad El Din Street

Elsayaad Cables Mall - El Azbakeya - Downtown Cairo, Egypt

01070001120 / 01050008777

Ah.elsayaad@gmail.com

Product overview | **2026** Edition

COMPANY PROFILE

Supplies for your project

Elsayaad Electrical Supplies Trading supplies cables, wires, circuit breakers, panel components, electrical panels, transformers and cable support systems for contractors, factories and projects.

Cables & Wires

Power, control and communications.

Copper and aluminium to order.

Breakers & Panels

Breakers, panel and control parts.

Equipment to project requirements.

Transformers

Oil-immersed and dry-type units.

Ratings to suit the project design.

Cable Trays & Accessories

Cable trays, ladders and trunking.

Supports, joints and accessories.

BUSINESS ADDRESS

18 Zakaria Ahmed Street, off Emad El Din Street - Elsayaad Cables Mall - El Azbakeya - Downtown Cairo, Egypt

CATALOGUE GUIDE

Catalogue contents

Section	Product scope	Pages
Cables & Wires	Building wires, power and special cables	**04** - **08**
Breakers & Components	Main and branch breakers; control parts	**09** - **10**
Electrical Panels	Distribution, control and MV panels	**11** - **13**
Transformers & Substations	Oil-immersed, dry-type and kiosk units	**14** - **16**
Cable Support Systems	Cable trays, ladders and trunking	**17** - **18**
Supply Accessories	Terminations, joints, lugs and conduits	**19**
Project Supply	Supply coordination and enquiry details	**20** - **21**

HOW TO USE THIS CATALOGUE

Click a section to open it. Final specifications are defined in the approved quotation and product data sheet.

01070001120 / **01050008777** | Ah.elsayaad@gmail.com

01 / CABLES & WIRES

Building wires


Illustrative product images

Insulated copper wires for lighting and power circuits in buildings, in solid, stranded and flexible constructions to suit the application and required size.

Supply options

Solid conductors for fixed wiring.

Stranded and flexible options.

Identification colours to specification.

Applications

Residential and office buildings.

Shops and commercial buildings.

Lighting and socket circuits.

ENQUIRY DETAILS

Conductor size and type, insulation, colour, coil length and quantity.

01070001120 / 01050008777 | Ah.elsayaad@gmail.com

01 / CABLES & WIRES

Copper power cables



Illustrative product images

Copper cables for power distribution and connections between supply sources, distribution panels and loads, with core counts and sizes to suit the design.

Types

Single-core and multicore types.

Unarmoured and armoured types.

Insulation and sheath to data sheet.

Selection details

Core count and conductor sizes.

Neutral and protective conductors.

Voltage and installation method.

ENQUIRY DETAILS

State the full construction, such as **3** x **95** + **50** mm, together with insulation, armour, voltage and lengths.

01070001120 / 01050008777 | Ah.elsayaad@gmail.com

01 / CABLES & WIRES

Aluminium power cables



Illustrative product images

Aluminium power cables for distribution networks and projects, in unarmoured and armoured constructions to suit the route and mechanical protection requirements.

Supply options

Multicore power cables.

Equal-size cores or reduced neutral.

Armour to installation conditions.

Matching accessories

Lugs suitable for aluminium.

Transition joints where required.

Terminations to cable construction.

ENQUIRY DETAILS

Conductor size, number of cores, voltage, armour, lengths and termination requirements.

01070001120 / 01050008777 | Ah.elsayaad@gmail.com

01 / CABLES & WIRES

Medium voltage cables



Illustrative product images

Medium voltage cables for substations, transformers and distribution networks, with cable construction and accessories defined by the project specification.

Supply scope

- Copper or aluminium conductors.
- Single-core or three-core types.
- Screen and armour to design.

Review points

- Rated voltage and network system.
- Conductor size and route length.
- Required terminations and joints.

ENQUIRY DETAILS

Provide the specification, network voltage, cable construction, lengths and termination details.

01070001120 / 01050008777 | Ah.elsayaad@gmail.com

01 / CABLES & WIRES

Control & special cables


Illustrative product images

Cables for control, communications and auxiliary systems, selected to suit the circuit function and operating environment.

Control products

Flexible control cables.

Screened cables to suit application.

Fire alarm cables to order.

Data & communications

Data and network cables.

Telephone and CCTV cables.

Satellite and special connections.

ENQUIRY DETAILS

Number of cores or pairs, conductor size, screen type and any fire or smoke requirements.

01070001120 / 01050008777 | Ah.elsayaad@gmail.com

02 / BREAKERS & PANEL COMPONENTS

Circuit breakers



Illustrative product images

Distribution and protection circuit breakers for main and branch circuits and panels, specified to suit the loads, fault level and required protection.

Power circuit breakers

MCB - Miniature circuit breakers.

MCCB - Moulded case breakers.

ACB - Air circuit breakers.

Protection & accessories

RCCB / RCBO residual-current types.

Motor protection circuit breakers.

Trip and auxiliary signal accessories.

ENQUIRY DETAILS

Breaker type, rated current, poles, operating voltage, breaking capacity and trip unit type.

01070001120 / 01050008777 | Ah.elsayaad@gmail.com

02 / BREAKERS & PANEL COMPONENTS

Panel & control components



Illustrative product images

Switching, protection and control components for electrical panels, matched to the specified circuit and operating requirements.

Item	Function	ENQUIRY DETAILS
Contactors	Switching operating circuits	Operating current and coil voltage
Overload relays	Overload protection	Current setting range and mounting
Control relays	Control circuit switching	Coil voltage; contact type and count
Fuses & holders	Circuit protection by fuse type	Current, voltage and holder type
Buttons, lights & terminals	Operation, indication and connection	Voltage, function and size

Components and accessories are specified to suit the approved panel diagram, voltages and operating method.

01070001120 / 01050008777 | Ah.elsayaad@gmail.com

03 / ELECTRICAL PANELS

LV distribution panels


Illustrative product images

Main, sub-main and final distribution boards, with protection and metering equipment to suit the load schedules and project specification.

Panel families

Main distribution boards.

Sub-main distribution boards.

Final circuit distribution boards.

Equipment options

Breakers, protection and meters.

Busbars and connection terminals.

Floor or wall mounting.

ENQUIRY DETAILS

Single-line diagram, load schedule, rated current, short-circuit withstand and required IP rating.

01070001120 / 01050008777 | Ah.elsayaad@gmail.com

03 / ELECTRICAL PANELS

Control & operating panels

Equipment for load and machine control and transfer between power sources, configured to the required operating sequence.

Panel type	Function	Key enquiry details
Automatic transfer	Transfer between supply sources	Number of sources and loads
Motor control	Motor operation and protection	Motor rating and starting method
Conventional / PLC control	Control functions	Operating sequence and signals
Power factor correction	Reactive power compensation	Load and metering data

Required drawings

Power and control diagrams.

Input and output schedules.

Connected equipment data.

Custom requirements

Required component list.

Control and operating method.

Communication and monitoring needs.

01070001120 / 01050008777 | Ah.elsayaad@gmail.com

03 / ELECTRICAL PANELS

MV panels & switchgear



Illustrative product images

Medium voltage distribution and protection equipment, including switching, protection and ring main units, to suit network and project requirements.

Equipment

Incoming and outgoing cubicles.

Protection and metering cubicles.

Ring main units to order.

Technical coordination

Network voltage and fault level.

Cubicle duties and feeder count.

Protection and interface needs.

ENQUIRY DETAILS

Provide the single-line diagram, switchgear specification, utility requirements and operating voltage.

01070001120 / 01050008777 | Ah.elsayaad@gmail.com

04 / TRANSFORMERS & SUBSTATIONS

Oil-immersed transformers



Illustrative product images

Oil-immersed distribution transformers connecting medium voltage networks to low voltage loads, with ratings and fittings defined by the project design.

Electrical details

Power rating and both voltages.

Frequency and vector group.

Impedance and loss requirements.

Mechanical details

Tank type and cooling method.

Terminal locations.

Protection and monitoring fittings.

ENQUIRY DETAILS

Power rating, voltages, installation location, technical specification, testing and delivery requirements.

01070001120 / 01050008777 | Ah.elsayaad@gmail.com

04 / TRANSFORMERS & SUBSTATIONS

Dry-type transformers



Illustrative product images

Dry-type transformers for projects specifying this construction, with enclosure, ventilation and transformer room conditions reviewed as part of the enquiry.

Supply options

Transformer type and winding design.

Protective enclosure if required.

Temperature sensing and monitoring.

Site requirements

Room dimensions and access routes.

Ventilation and temperature.

Connections and service clearances.

ENQUIRY DETAILS

Power rating, voltages, operating conditions, enclosure IP rating and temperature monitoring requirements.

01070001120 / 01050008777 | Ah.elsayaad@gmail.com

04 / TRANSFORMERS & SUBSTATIONS

Compact substations



Illustrative product images

Supply solutions combining medium voltage equipment, a transformer and a low voltage panel within a kiosk or substation arrangement, to the approved design.

Main components

Medium voltage section.

Distribution transformer.

Low voltage panel.

Coordination details

Component and interface compatibility.

Dimensions and accessibility.

Site and project owner requirements.

ENQUIRY DETAILS

Single-line diagram, transformer rating, outgoing circuits, equipment arrangement and enclosure specification.

05 / CABLE SUPPORT SYSTEMS

Perforated cable trays



Illustrative product images

Perforated trays for supporting and organising cables, with a range of joints, bends, branches and brackets to complete the route.

Route components

Straight lengths and bends.

Branches and reducers.

Covers and dividers to order.

Manufacturing details

Width and side height.

Sheet thickness and section length.

Material and galvanising type.

ENQUIRY DETAILS

Dimensions, lengths, thickness, material and finish, plus quantities of joints, supports and covers.

01070001120 / 01050008777 | Ah.elsayaad@gmail.com

05 / CABLE SUPPORT SYSTEMS

Cable ladders & trunking



Illustrative product images

Cable ladders and enclosed trunking for organised distribution routes, selected to suit cable loads, support spacing and the installation environment.

Cable ladders

Side rails and cross rungs.

Route joints and branches.

Supports and fixing accessories.

Enclosed trunking

Sheet metal trunking with covers.

Sizes and branches to order.

Route dividers and accessories.

ENQUIRY DETAILS

System type, width, height, thickness, finish and required support spacing.

01070001120 / 01050008777 | Ah.elsayaad@gmail.com

06 / SUPPLY ACCESSORIES

Accessories for your system



Illustrative product images

Connection, fixing and protection accessories complete the supply package, with each item matched to the product type and size.

Group	Products	Matching requirements
Conductor terminals	Cable lugs and terminals	Material, conductor size and bolt size
Cable accessories	Cable terminations and joints	Cable construction, voltage and size
Fixing & protection	Cable glands and fixing bases	Diameter, material and IP rating
Conduit systems	Conduits and flexible conduits	Route type and environment
Tray accessories	Brackets, joints and bolts	Width, thickness and finish

01070001120 / 01050008777 | Ah.elsayaad@gmail.com

07 / PROJECT SUPPLY

From enquiry to delivery

A clear electrical supply enquiry helps define specifications, lengths, accessories and delivery schedules.

01

Receive your enquiry

Bill of quantities, drawings, specifications and quantities.

02

Review the items

Confirm sizes and types and complete missing information.

03

Prepare the quotation

Define products, specifications, quantities and offer terms.

04

Approve and schedule delivery

Confirm the items, delivery schedule and collection points.

CUSTOMER SECTORS

Contractors - Factories - Residential and commercial projects - Maintenance and operations companies.

01070001120 / 01050008777 | Ah.elsayaad@gmail.com

07 / PROJECT SUPPLY

Prepare your enquiry

Complete enquiry information makes quotations clearer and easier to review and compare.

Item	Information required
General details	Project name, delivery location, quantity and schedule.
Cables	Material, size, cores, voltage, insulation, armour and lengths.
Breakers & components	Type, current, poles, breaking capacity and accessory coil voltages.
Panels	Single-line diagram, loads, fault current, components and IP rating.
Transformers	Rating, voltages, type, impedance, accessories and site conditions.
Cable trays	Type, width, height, thickness, finish and route accessories.

This catalogue introduces the product range. Images are illustrative and do not represent Elsayaad-specific models or certifications. Brands, specifications, availability and lead times are defined in the approved quotation. Refer to the data sheet of the selected product.

01070001120 / 01050008777 | Ah.elsayaad@gmail.com

ELSAYAAD

Electrical Supplies Trading

Cables | Breakers | Panels | Transformers | Cable Trays



18 Zakaria Ahmed Street, off Emad El Din Street

Elsayaad Cables Mall - El Azbakeya

Downtown Cairo, Egypt

01070001120 / 01050008777

Ah.elsayaad@gmail.com